

# Idea Development / Maendeleo ya Wazo

## 1 Generate ideas / Tengeneza mawazo

maximum of 50% / upeo wa 50%

Number of **words** / *Idadi ya maneno* → \_\_\_\_ ÷ 3 = \_\_\_\_%

Number of **simple** sketches / *Idadi ya michoro rahisi* → \_\_\_\_ × 2% = \_\_\_\_%

Number of **better** sketches / *Idadi ya michoro bora* → \_\_\_\_ × 4% = \_\_\_\_%

## 2 Select the best and join together ideas / Chagua bora na uunganishe pamoja mawazo

**Circle** the **best** ideas / *Zungushia mawazo bora zaidi*

circled / *iliyozungukwa* = □ 5%

**Link** into **groups** of ideas / *Uganisha katika vikundi vya mawazo*

linked / *iliyounganishwa* = □ 5%

## 3 Print reference images / Chapisha picha za kumbukumbu

maximum of 8 images

\_\_\_\_ images / *picha* × 5% = \_\_\_\_%

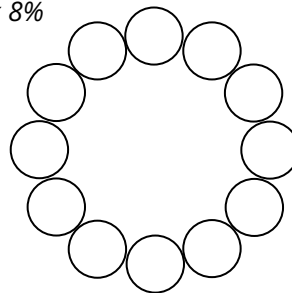
## 4 Compositions / Nyimbo

maximum of 10 thumbnails

\_\_\_\_ **thumbnails** / *vijipicha* × 8% = \_\_\_\_%

\_\_\_\_ **digital collages** / *collages digital* × 8% = \_\_\_\_%

Selecting a **colour scheme** /  
*Kuchagua mpango wa rangi*



= □ 8%

## 5 Rough copy / Nakala mbaya

great quality or better / *ubora mkubwa au bora*

\_\_\_\_ drawing / *kuchora* × 25% = \_\_\_\_%

**Total / Jumla = \_\_\_\_%**

**NOTE:** If you simply copy a picture from the internet, your mark drops to 25%.

**KUMBUKA:** Ikiwa unakili tu picha kutoka kwa mtandao, alama yako hushuka hadi 25%.

## Generate ideas / *Tengeneza mawazo*

Use lists, a web map, or simple drawings to come up with a LOT of ideas! If you already have an idea in mind, choose that as your central theme and expand upon it. Let your ideas wander - one idea leads to another. Drawings can be details of source images, different viewpoints, textures, technical experiments, etc.




*Tumia orodha, ramani ya wavuti, au michoro rahisi kupata mawazo MENGI! Ikiwa tayari una wazo akilini, chagua hilo kama mada yako kuu na ulipanue. Acha mawazo yako yatangatanga - wazo moja linaongoza kwa lingine. Michoro inaweza kuwa maelezo ya picha chanzo, mitazamo tofauti, maumbo, majaribio ya kiufundi, n.k.*

## Adding up points for ideas / *Kuongeza pointi kwa mawazo :*

Number of **words**/  
*Idadi ya maneno*  
\_\_\_\_\_ ÷ 3 = \_\_\_\_\_%

Number of **simple** sketches/  
*Idadi ya michoro rahisi*  
\_\_\_\_\_ × 2% = \_\_\_\_\_%

Number of **better** sketches/  
*Idadi ya michoro bora*  
\_\_\_\_\_ × 4% = \_\_\_\_\_%



## Select the best

### ***Chagua bora zaidi***

Draw circles or squares around your best ideas  
*Chora miduara au miraba kuzunguka mawazo yako bora*

- You have selected the best 3-7 ideas = 5%
- Umechagua mawazo bora 3-7 = 5%*

## Link the best into groups

### ***Unganisha walio bora zaidi kwenye vikundi***

Draw dashed or coloured lines to link your best ideas into groups that could work well together  
*Chora mistari iliyo na mstari au yenye rangi ili kuunganisha mawazo yako bora katika vikundi vinavyoweza kufanya kazi vizuri pamoja*

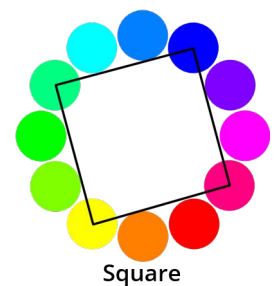
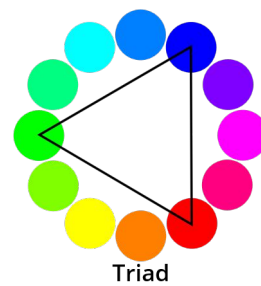
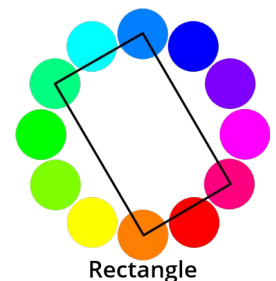
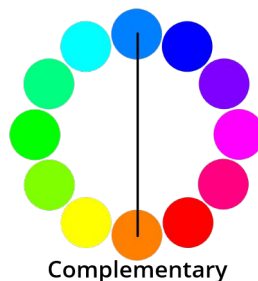
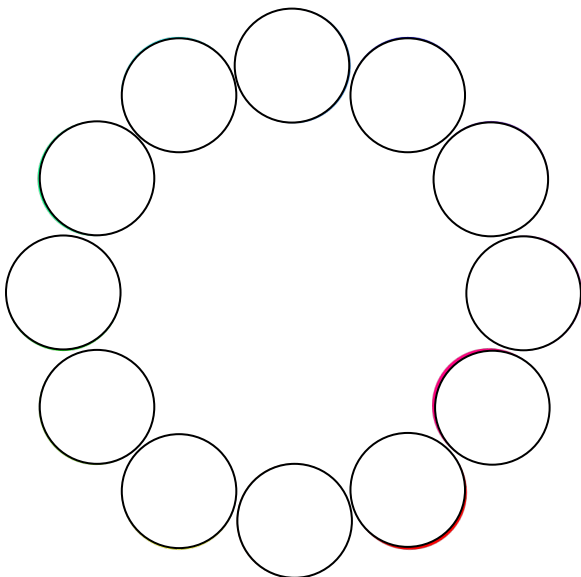
- You have joined the best ideas with lines = 5%
- Umejiunga na mawazo bora na mistari = 5%*

## Print references / *Chapisha marejeleo* Number of photos/*Idadi ya picha* → \_\_\_ × 5% = \_\_\_%


- Print **EIGHT** reference images so you can accurately observe the challenging parts of your artwork. Taking and using your own photographs is preferred, but image searches are also fine.  
*Chapisha picha NANE za marejeleo ili uweze kuona kwa usahihi sehemu zenye changamoto za kazi yako ya sanaa. Kupiga na kutumia picha zako mwenyewe kunapendekezwa, lakini utafutaji wa picha pia ni sawa.*
- **Do not simply copy a picture that you find.** The idea is to edit and combine source images to create your own artwork. If you simply copy a picture, you are plagiarizing and will earn a zero for your idea generation and any criteria involving creativity in your final artwork.  
***Usiinakili tu picha unayopata. Wazo ni kuhariri na kuchanganya picha chanzo ili kuunda mchoro wako mwenyewe. Ukinakili tu picha, unaigiza na utapata sifuri kwa utengenezaji wa wazo lako na vigezo vyovyote vinavyohusisha ubunifu katika kazi yako ya mwisho ya sanaa.***
- Up to half of your pictures may be of drawings, paintings, or other artworks of others to use as inspiration. The other images must be realistic photographs.  
*Hadi nusu ya picha zako zinaweza kuwa za michoro, michoro, au kazi nyingine za sanaa za kutumia kama msukumo. Picha zingine lazima ziwe picha za kweli.*
- You must hand in the **printed** copy of the images to earn the marks.  
*Ni lazima ukabidhi nakala iliyochapishwa ya picha ili kupata alama.*

## Compositions / *Nyimbo*

- Create **TWO or more** thumbnail drawings anywhere in the idea development section.  
*Unda vijipicha MIWILI au zaidi popote katika sehemu ya ukuzaji wa wazo.*
- These should be based on combinations of ideas that you come up with. Include your **background**.  
*Hizi zinapaswa kutegemea mchanganyiko wa mawazo ambayo unakuja nayo. Jumuishia usuli wako.*
- Experiment with unusual angles, viewpoints, and arrangements to help make your artwork stand out.  
*Jaribu kwa pembe, mitazamo na mipangilio isiyo ya kawaida ili kusaidia kufanya kazi yako ya sanaa ionekane bora.*
- Draw a frame around your thumbnails to show the edges of the artwork.  
*Chora fremu kuzunguka vijipicha vyako ili kuonyesha kingo za kazi ya sanaa.*
- Each **rough digital collage** counts as an extra composition, and so does choosing a **colour scheme!**  
*Kila kolagi mbaya ya dijiti huhesabiwa kama muundo wa ziada, na vile vile kuchagua mpango wa rangi!*



**Adding up points for THUMBNAIL drawings / Kuongeza pointi kwa michoro ya THUMBNAIL**




**Thumbnails/Vijipicha**


→ \_\_\_ × 8% = \_\_\_%

**Rough collages/Kolagi mbaya**

→ \_\_\_ × 8% = \_\_\_%




**Examples of ROUGH drawings / Mifano ya michoro ROUGH**



**Rough drawing/Mchoro mbaya**

→ up to 25% = \_\_\_%



## **Rough drawing / Mchoro mbaya**

- Take the best ideas from your thumbnails and combine them into an improved rough copy.  
*Chukua mawazo bora zaidi kutoka kwa vijipicha vyako na uyaunganishe kuwa nakala iliyoboreshwa.*
- Use this to work out the bugs and improve your skills before you start the real thing.  
*Tumia hii kutatua hitilafu na kuboresha ujuzi wako kabla ya kuanza jambo halisi.*
- If you are using colour, use paint or coloured pencil to show your colour scheme.  
*Ikiwa unatumia rangi, tumia rangi au penseli ya rangi ili kuonyesha mpango wako wa rangi.*
- Draw in a frame to show the outer edges of your artwork.  
*Chora fremu ili kuonyesha kingo za nje za kazi yako ya sanaa.*
- **Remember to choose a non-central composition.**  
*Kumbuka kuchagua muundo usio wa kati.*